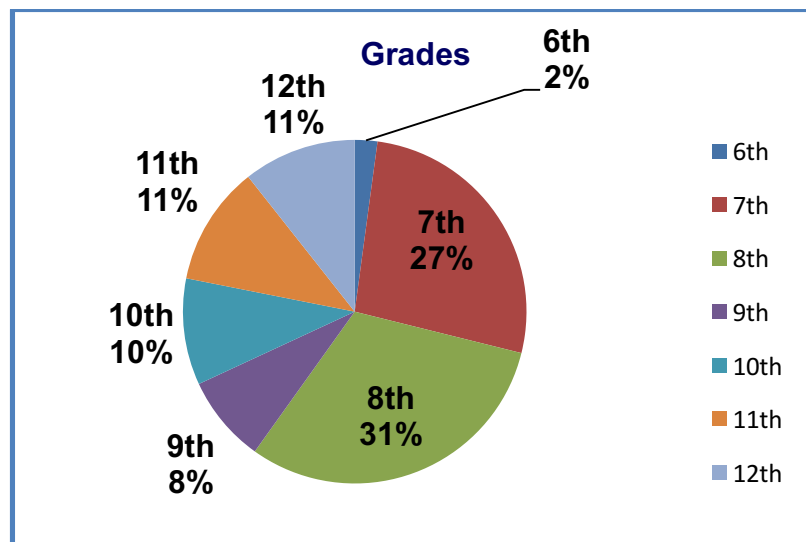


Executive Summary
Sacramento Chinese Community Service Center
2nd Semester 2016-2017 School - Year

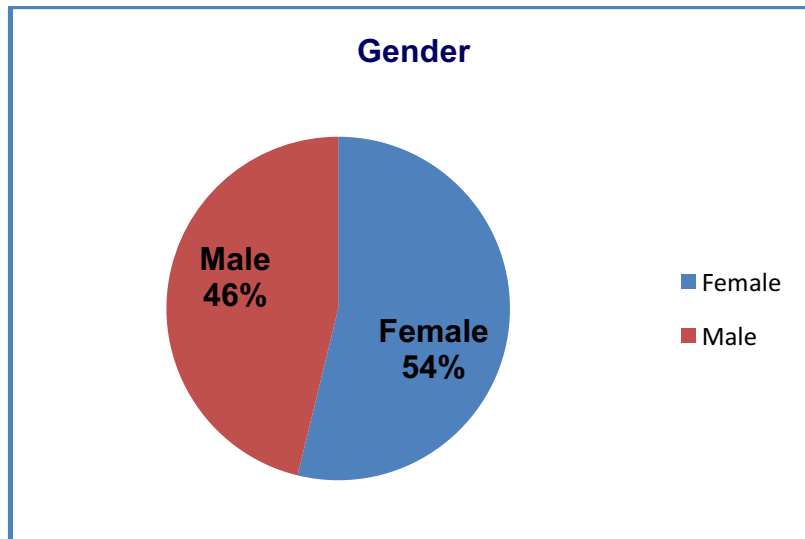
This summary details the statistical results of the 180 Degrees Program that ended during the 2nd Semester of the 2016-2017 school year at the following 13 schools in the Sacramento area, managed by the Chinese Community Service Center:

Albert Einstein Middle School, 2 classes with 40 students
American Legion High School, 1 class with 21 students
Arthur Benjamin Health Professions High School, 1 class with 21 students
C. K. Mc Clatchy High School, 1 class with 11 students
California Middle School, 2 classes with 42 students
Fern Bacon Middle School, 2 classes with 37 students
Hiram Johnson High School, 1 class with 21 students
John F. Kennedy High School, 1 class with 20 students
John Still K-8 School, 1 class with 20 students
Luther Burbank High School, 1 class with 18 students
Martin Luther King Jr. K-8 School, 1 class with 21 students
Rosemont High School, 1 class with 20 students
Will C. Wood Middle School, 2 classes with 37 students

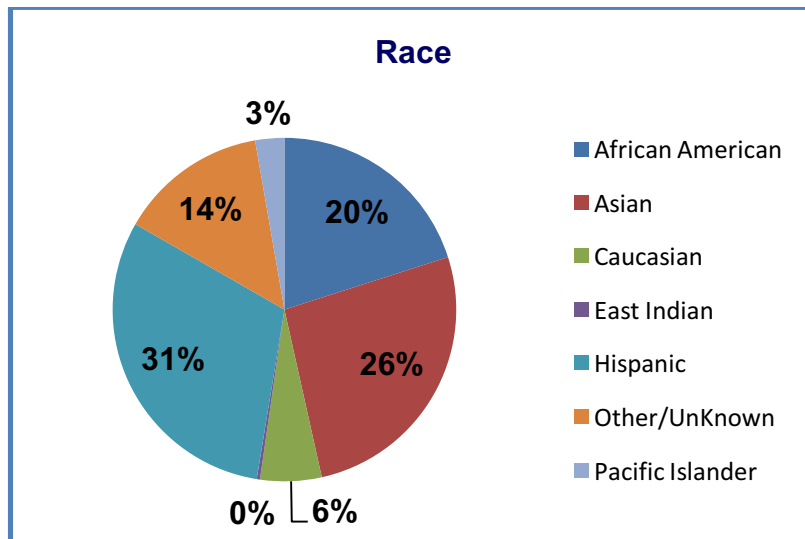
The project commenced with the beginning of the 2nd Semester, approximately February 21, 2017. The 2nd Semester ended approximately June 06, 2017. A total of 329 students enrolled in the project at 13 schools; 7 - 6th grade students, 88 - 7th grade students, 102 - 8th grade students, 27 - 9th grade students, 33 - 10th grade students, 37 - 11th grade students and 35 - 12th grade students.



The demographic make-up of the students enrolled in the 180 Degrees Program classes at the 13 participating schools the 2nd Semester of the 2016-2017 school year was as follows:



Students gender and ethnicity consisted of 177 Female (53.8%); 152 Male (46.2%); 66 African American (20.1%); 87 Asian (26.4%); 19 Caucasian (5.8%); 1 East Indian (0.3%); 101 Hispanic (30.7%); 9 Pacific Islander (2.7%); 46 other/unknown (14.0%).

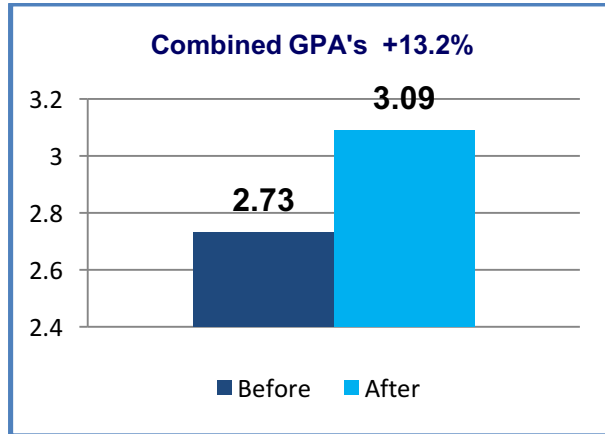


Progress of the students was measured by a pre and post program comparative analysis of the students' GPA's, Core Grades (Language Arts, Mathematics, Social Studies and Sciences), Full Day Absences, Documented Disciplinary Incidents and Life Skills Development. The data was collected from school records and Personal Development Surveys and entered into the 180 Degrees Program Electronic Data Base. In addition, daily attendance of the students in the 180 classes was recorded and entered into the data base.

The following average results were obtained during the 2nd Semester by the 13 schools participating in the 180 Degrees Program:

The average attendance for the 329 students that remained in the program was **83.2%**.

GPA's available for the 329 students that remained in the program prior to training was 2.73. At the end of the 2nd Semester, their average GPA improved to 3.09, representing a **13.2% increase**.

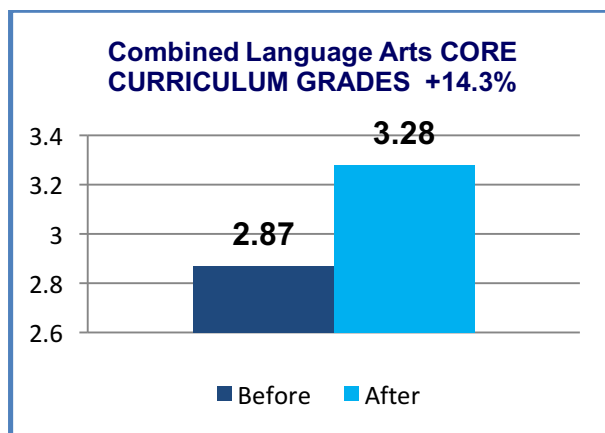


Core Grades

Of the 329 students completing the 2nd Semester 180 programming, the following core academic subjects listed below were graded.

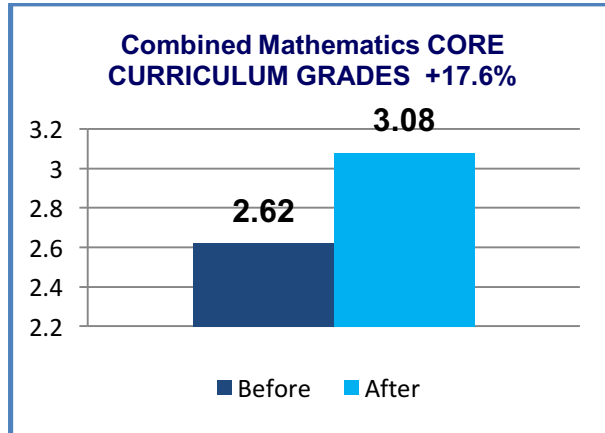
Language Arts

Grades were available for the 276 of the 329 students that remained in the Language Arts program, revealing an average starting baseline GPA of 2.87 prior to the training. At the end of the 2nd Semester, their average improved to 3.28, representing a **14.3% increase**.



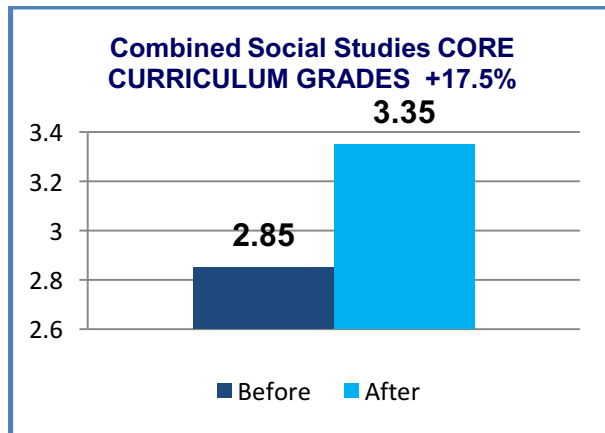
Mathematics

Grades were available for the 254 of the 329 students that remained in the Mathematics program, revealing an average starting baseline GPA of 2.62 prior to the training. At the end of the 2nd Semester, their average improved to 3.08, representing a **17.6% increase**.



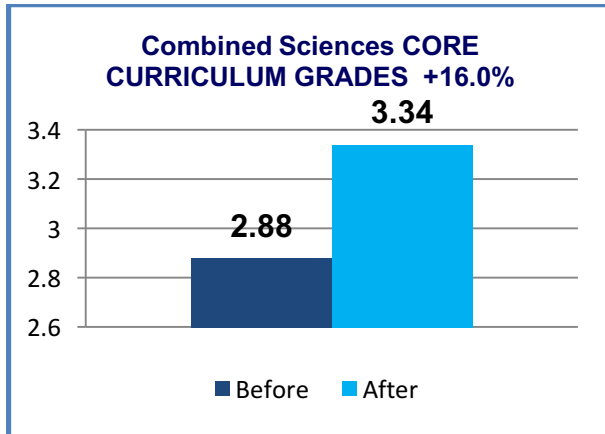
Social Studies

Grades were available for the 242 of the 329 students that remained in the Social Studies program, revealing an average starting baseline GPA of 2.85 prior to the training. At the end of the 2nd Semester, their average improved to 3.35, representing a **17.5% increase**.



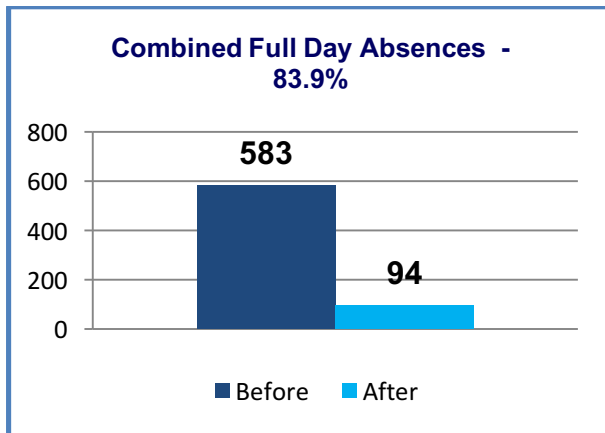
Sciences

Grades were available for the 229 of the 329 students that remained in the Sciences program, revealing an average starting baseline GPA of 2.88 prior to the training. At the end of the 2nd Semester, their average improved to 3.34, representing a **16.0% increase**.



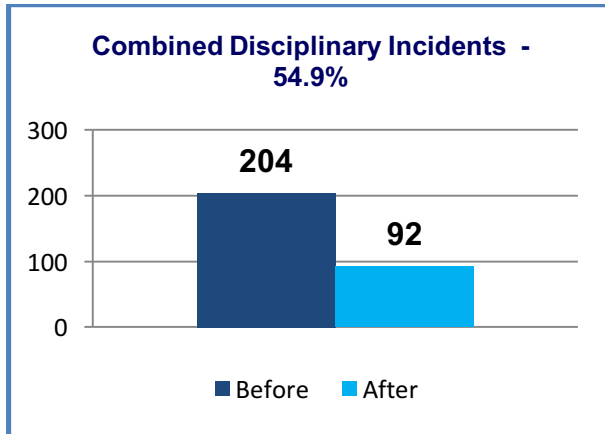
Full Day Unexcused Absences

Full day absences for 329 students that remained in the program were 583 the semester prior to the training compared to 94 during the 2nd Semester, representing an **83.9% decrease**.



Documented Disciplinary Incidents

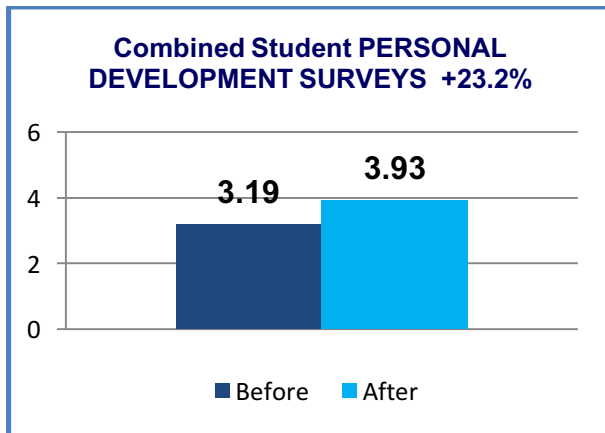
Combined disciplinary incidents records for 329 students in the program revealed a total of 204 the semester before the training compared to 92 during the 2nd Semester, representing a **54.9% decrease**.



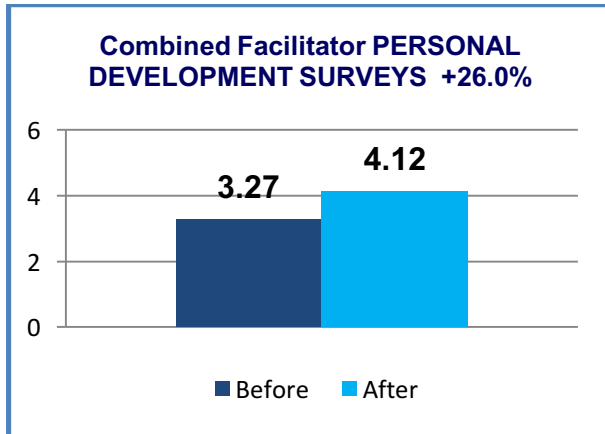
Personal Development Surveys

Personal Development Surveys rating the students' progress (1-poor, 2 fair, 3 good, 4 excellent, 5 superior) were to be completed by the students, facilitator, teachers and parents, rating the students in the following areas from before to after the training: (1) Attitude, (2) Motivation, (3) Achieving Goals, (4) Organizational Skills, (5) Self Control, (6) Decision Making, (7) Communication Skills, (8) Team Work, (9) Leadership Skills, (10) Citizenship.

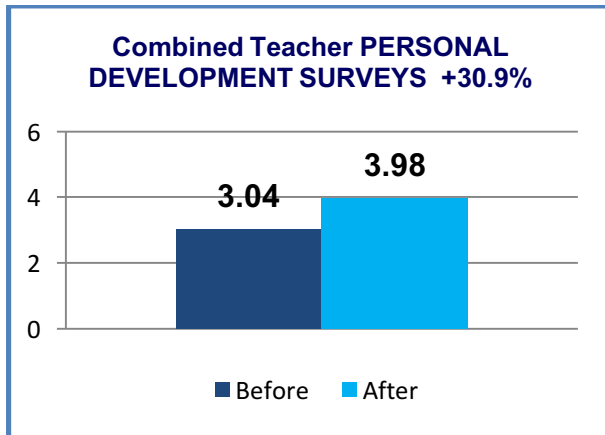
Personal Development Surveys completed by students in the program rated themselves on an average of 3.19 before the training compared to 3.93 at the end of the training period, representing a **23.2% increase**.



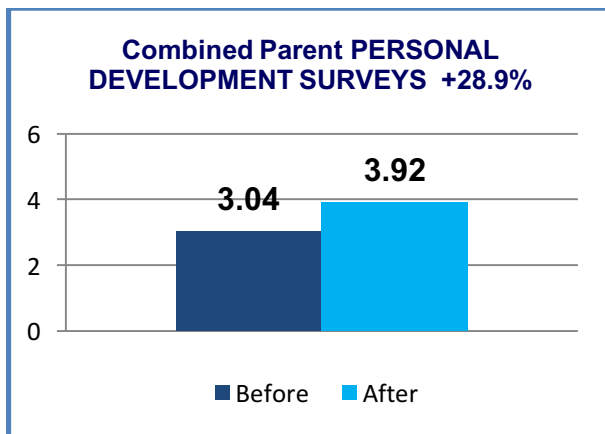
Personal Development Surveys completed by Facilitators rated the students in the program on an average of 3.27 before the training compared to 4.12 at the end of the training period, representing a **26.0% increase**.



Personal Development Surveys completed by Teachers rated the students in the program on an average of 3.04 before the training compared to 3.98 at the end of the training period, representing a **30.9% increase**.



Personal Development Surveys completed by Parents rated the students in the program on an average of 3.04 before the training compared to 3.92 at the end of the training period, representing a **28.9% increase**.



Albert Einstein Middle School in SACRAMENTO, CA; facilitator, Oscar Bermudez
[ClassID=1986]

At the Albert Einstein Middle School, 20 students enrolled in the 180 Degrees Program and 20 remained active in the program at the end of the 2nd Semester of the 2016-2017 school year.

The average attendance for the 20 students that remained in the program at the end of the 2nd Semester of the 2016-2017 school year was **71.4%**.

GPA's available for the 20 students that remained in the program prior to training was 3.2. At the end of the 2nd Semester, their average GPA improved to 3.54, representing a **10.6% increase**.

Core Grades

Of the 20 students completing the 2nd Semester 180 programming, the following core academic subjects listed below were graded.

Language Arts

Grades were available for the 18 of the 20 students that remained in the Language Arts program, revealing an average starting baseline GPA of 3.74 prior to the training. At the end of the 2nd Semester, their average improved to 4.12, representing a **10.2% increase**.

Mathematics

Grades were available for the 19 of the 20 students that remained in the Mathematics program, revealing an average starting baseline GPA of 2.76 prior to the training. At the end of the 2nd Semester, their average improved to 3.32, representing a **20.3% increase**.

Social Studies

Grades were available for the 15 of the 20 students that remained in the Social Studies program, revealing an average starting baseline GPA of 3.5 prior to the training. At the end of the 2nd Semester, their average improved to 3.88, representing a **10.9% increase**.

Sciences

Grades were available for the 13 of the 20 students that remained in the Sciences program, revealing an average starting baseline GPA of 3.37 prior to the training. At the end of the 2nd Semester, their average improved to 3.77, representing an **11.9% increase**.

Full Day Unexcused Absences

Full day absences for 20 students that remained in the program were 10 the semester prior to the training compared to 1 during the 2nd Semester, representing a **90.0% decrease**.

Documented Disciplinary Incidents

Combined disciplinary incidents records for 20 students in the program revealed a total of 6 the semester before the training compared to 3 during the 2nd Semester, representing a **50.0% decrease**.

Personal Development Surveys

Personal Development Surveys rating the students' progress (1-poor, 2 fair, 3 good, 4 excellent, 5 superior) were to be completed by the students, facilitator, teachers and parents, rating the students in the following areas from before to after the training: (1) Attitude, (2) Motivation, (3) Achieving Goals, (4) Organizational Skills, (5) Self Control, (6) Decision Making, (7) Communication Skills, (8) Team Work, (9) Leadership Skills, (10) Citizenship.

The students in the program rated themselves on an average of 3.23 before the training compared to 4.44 at the end of the training period, representing a **37.5% increase**; the facilitator rated the students in the program on an average of 3.1 before the training compared to 4.49 at the end of the training period, representing a **44.6% increase**; the teachers rated the students in the program on an average of 3.04 before the training compared to 4.72 at the end of the training period, representing a **55.2% increase**; and the parents rated the students in the program on an average of 3.3 before the training compared to 4.5 at the end of the training period, representing a **36.6% increase**.

Albert Einstein Middle School in SACRAMENTO, CA; facilitator, Oscar Bermudez [ClassID=1987]

At the Albert Einstein Middle School, 20 students enrolled in the 180 Degrees Program and 20 remained active in the program at the end of the 2nd Semester of the 2016-2017 school year.

The average attendance for the 20 students that remained in the program at the end of the 2nd Semester of the 2016-2017 school year was **72.4%**.

GPA's available for the 20 students that remained in the program prior to training was 2.81. At the end of the 2nd Semester, their average GPA improved to 3.15, representing a **12.1% increase**.

Core Grades

Of the 20 students completing the 2nd Semester 180 programming, the following core academic subjects listed below were graded.

Language Arts

Grades were available for the 15 of the 20 students that remained in the Language Arts program, revealing an average starting baseline GPA of 2.92 prior to the training. At the end of the 2nd Semester, their average improved to 3.33, representing a **14.0% increase**.

Mathematics

Grades were available for the 13 of the 20 students that remained in the Mathematics program, revealing an average starting baseline GPA of 2.77 prior to the training. At the end of the 2nd Semester, their average improved to 3.29, representing an **18.8% increase**.

Social Studies

Grades were available for the 17 of the 20 students that remained in the Social Studies program, revealing an average starting baseline GPA of 2.85 prior to the training. At the end of the 2nd Semester, their average improved to 3.78, representing a **32.6% increase**.

Sciences

Grades were available for the 13 of the 20 students that remained in the Sciences program, revealing an average starting baseline GPA of 2.23 prior to the training. At the end of the 2nd Semester, their average improved to 2.96, representing a **32.7% increase**.

Full Day Unexcused Absences

Full day absences for 20 students that remained in the program were 20 the semester prior to the training compared to 5 during the 2nd Semester, representing a **75.0% decrease**.

Documented Disciplinary Incidents

Combined disciplinary incidents records for 20 students in the program revealed a total of 15 the semester before the training compared to 6 during the 2nd Semester, representing a **60.0% decrease**.

Personal Development Surveys

Personal Development Surveys rating the students' progress (1-poor, 2 fair, 3 good, 4 excellent, 5 superior) were to be completed by the students, facilitator, teachers and parents, rating the students in the following areas from before to after the training: (1) Attitude, (2) Motivation, (3) Achieving Goals, (4) Organizational Skills, (5) Self Control, (6) Decision Making, (7) Communication Skills, (8) Team Work, (9) Leadership Skills, (10) Citizenship.

The students in the program rated themselves on an average of 2.8 before the training compared to 3.92 at the end of the training period, representing a **40.3% increase**; the facilitator rated the students in the program on an average of 2.7 before the training compared to 3.92 at the end of the training period, representing a **45.3% increase**; the teachers rated the students in the program on an average of 2.84 before the training compared to 3.92 at the end of the training period, representing a **38% increase**; and the parents rated the students in the program on an average of 2.34 before the training compared to 3.87 at the end of the training period, representing a **65.4% increase**.

American Legion High School in SACRAMENTO, CA; facilitator, Damien Giacchino [ClassID=1995]

At the American Legion High School, 21 students enrolled in the 180 Degrees Program and 21 remained active in the program at the end of the 2nd Semester of the 2016-2017 school year.

The average attendance for the 21 students that remained in the program at the end of the 2nd Semester of the 2016-2017 school year was **85.7%**.

GPA's available for the 21 students that remained in the program prior to training was 1.61. At the end of the 2nd Semester, their average GPA improved to 2.67, representing a **65.8% increase**.

Core Grades

Of the 21 students completing the 2nd Semester 180 programming, the following core academic subjects listed below were graded.

Language Arts

Grades were available for the 19 of the 21 students that remained in the Language Arts program, revealing an average starting baseline GPA of 2.47 prior to the training. At the end of the 2nd Semester, their average improved to 2.74, representing a **10.9% increase**.

Mathematics

Grades were available for the 13 of the 21 students that remained in the Mathematics program, revealing an average starting baseline GPA of 2.69 prior to the training. At the end of the 2nd Semester, their average improved to 3.23, representing a **20.1% increase**.

Social Studies

Grades were available for the 14 of the 21 students that remained in the Social Studies program, revealing an average starting baseline GPA of 2.2 prior to the training. At the end of the 2nd Semester, their average improved to 2.5, representing a **13.6% increase**.

Sciences

Grades were available for the 6 of the 21 students that remained in the Sciences program, revealing an average starting baseline GPA of 2.67 prior to the training. At the end of the 2nd Semester, their average improved to 3, representing a **12.4% increase**.

Full Day Unexcused Absences

Full day absences for 21 students that remained in the program were 114 the semester prior to the training compared to 38 during the 2nd Semester, representing a **66.7% decrease**.

Documented Disciplinary Incidents

Combined disciplinary incidents records for 21 students in the program revealed a total of 65 the semester before the training compared to 21 during the 2nd Semester, representing a **67.7% decrease**.

Personal Development Surveys

Personal Development Surveys rating the students' progress (1-poor, 2 fair, 3 good, 4 excellent, 5 superior) were to be completed by the students, facilitator, teachers and parents, rating the students in the following areas from before to after the training: (1) Attitude, (2) Motivation, (3) Achieving Goals, (4) Organizational Skills, (5) Self Control, (6) Decision Making, (7) Communication Skills, (8) Team Work, (9) Leadership Skills, (10) Citizenship.

The students in the program rated themselves on an average of 3.13 before the training compared to 3.66 at the end of the training period, representing a **16.9% increase**; the facilitator rated the students in the program on an average of 2.99 before the training compared to 3.45 at the end of the training period, representing a **15.4% increase**; the teachers rated the students in the program on an average of 3.02 before the training compared to 3.46 at the end of the training period, representing a **14.3% increase**; and the parents rated the students in the program on an average of 3.07 before the training compared to 3.47 at the end of the training period, representing a **12.9% increase**.

Arthur Benjamin Health Professions High School in SACRAMENTO, CA; facilitator, Tristin Jenkins [ClassID=2002]

At the Arthur Benjamin Health Professions High School, 21 students enrolled in the 180 Degrees Program and 21 remained active in the program at the end of the 2nd Semester of the 2016-2017 school year.

The average attendance for the 21 students that remained in the program at the end of the 2nd Semester of the 2016-2017 school year was **76.9%**.

GPA's available for the 21 students that remained in the program prior to training was 3.17. At the end of the 2nd Semester, their average GPA improved to 3.42, representing a **7.9% increase**.

Core Grades

Of the 21 students completing the 2nd Semester 180 programming, the following core academic subjects listed below were graded.

Language Arts

Grades were available for the 20 of the 21 students that remained in the Language Arts program, revealing an average starting baseline GPA of 2.95 prior to the training. At the end of the 2nd Semester, their average improved to 3.4, representing a **15.3% increase**.

Mathematics

Grades were available for the 13 of the 21 students that remained in the Mathematics program, revealing an average starting baseline GPA of 2.77 prior to the training. At the end of the 2nd Semester, their average improved to 3, representing an **8.3% increase**.

Social Studies

Grades were available for the 20 of the 21 students that remained in the Social Studies program, revealing an average starting baseline GPA of 3.15 prior to the training. At the end of the 2nd Semester, their average improved to 3.5, representing an **11.1% increase**.

Sciences

Grades were available for the 18 of the 21 students that remained in the Sciences program, revealing an average starting baseline GPA of 3 prior to the training. At the end of the 2nd Semester, their average improved to 3.39, representing a **13.0% increase**.

Full Day Unexcused Absences

Full day absences for 21 students that remained in the program were 43 the semester prior to the training compared to 0 during the 2nd Semester, representing a **100.0% decrease**.

Documented Disciplinary Incidents

Combined disciplinary incidents records for 21 students in the program revealed a total of 5 the semester before the training compared to 0 during the 2nd Semester, representing a **100.0% decrease**.

Personal Development Surveys

Personal Development Surveys rating the students' progress (1-poor, 2 fair, 3 good, 4 excellent, 5 superior) were to be completed by the students, facilitator, teachers and parents, rating the students in the following areas from before to after the training: (1) Attitude, (2) Motivation, (3) Achieving Goals, (4) Organizational Skills, (5) Self Control, (6) Decision Making, (7) Communication Skills, (8) Team Work, (9) Leadership Skills, (10) Citizenship.

The students in the program rated themselves on an average of 3.67 before the training compared to 4.19 at the end of the training period, representing a **14% increase**; the facilitator rated the students in the program on an average of 3.46 before the training compared to 4.11 at the end of the training period, representing an **18.9% increase**; the teachers rated the students in the program on an average of 3.62 before the training compared to 4.09 at the end of the training period, representing a **12.9% increase**; and the parents rated the students in the program on an average of 3.79 before the training compared to 4.25 at the end of the training period, representing a **12.2% increase**.

C. K. Mc Clatchy High School in SACRAMENTO, CA; facilitator, Maria Luna [ClassID=2003]

At the C. K. Mc Clatchy High School, 11 students enrolled in the 180 Degrees Program and 11 remained active in the program at the end of the 2nd Semester of the 2016-2017 school year.

The average attendance for the 11 students that remained in the program at the end of the 2nd Semester of the 2016-2017 school year was **89.2%**.

GPA's available for the 11 students that remained in the program prior to training was 1.97. At the end of the 2nd Semester, their average GPA improved to 2.27, representing a **15.2% increase**.

Core Grades

Of the 11 students completing the 2nd Semester 180 programming, the following core academic subjects listed below were graded.

Language Arts

Grades were available for the 6 of the 11 students that remained in the Language Arts program, revealing an average starting baseline GPA of 2.17 prior to the training. At the end of the 2nd Semester, their average improved to 3, representing a **38.2% increase**.

Mathematics

Grades were available for the 8 of the 11 students that remained in the Mathematics program, revealing an average starting baseline GPA of 1.5 prior to the training. At the end of the 2nd Semester, their average improved to 2.25, representing a **50.0% increase**.

Social Studies

Grades were available for the 9 of the 11 students that remained in the Social Studies program, revealing an average starting baseline GPA of 2.22 prior to the training. At the end of the 2nd Semester, their average improved to 2.56, representing a **15.3% increase**.

Sciences

Grades were available for the 3 of the 11 students that remained in the Sciences program, revealing an average starting baseline GPA of 2.67 prior to the training. At the end of the 2nd Semester, their average improved to 3, representing a **12.4% increase**.

Full Day Unexcused Absences

Full day absences for 11 students that remained in the program were 38 the semester prior to the training compared to 4 during the 2nd Semester, representing an **89.5% decrease**.

Documented Disciplinary Incidents

Combined disciplinary incidents records for 11 students in the program revealed a total of 4 the semester before the training compared to 3 during the 2nd Semester, representing a **25.0% decrease**.

Personal Development Surveys

Personal Development Surveys rating the students' progress (1-poor, 2 fair, 3 good, 4 excellent, 5 superior) were to be completed by the students, facilitator, teachers and parents, rating the students in the following areas from before to after the training: (1) Attitude, (2) Motivation, (3) Achieving Goals, (4) Organizational Skills, (5) Self Control, (6) Decision Making, (7) Communication Skills, (8) Team Work, (9) Leadership Skills, (10) Citizenship.

The students in the program rated themselves on an average of 3.03 before the training compared to 3.66 at the end of the training period, representing a **21% increase**; the facilitator rated the students in the program on an average of 3.24 before the training compared to 3.55 at

the end of the training period, representing a **9.6% increase**; the teachers rated the students in the program on an average of 3.13 before the training compared to 3.48 at the end of the training period, representing an **11.3% increase**; and the parents rated the students in the program on an average of 2.97 before the training compared to 3.28 at the end of the training period, representing a **10.4% increase**.

California Middle School in SACRAMENTO, CA; facilitator, Pauline Posadas
[ClassID=2006]

At the California Middle School, 19 students enrolled in the 180 Degrees Program and 19 remained active in the program at the end of the 2nd Semester of the 2016-2017 school year.

The average attendance for the 19 students that remained in the program at the end of the 2nd Semester of the 2016-2017 school year was **84.6%**.

GPA's available for the 19 students that remained in the program prior to training was 3. At the end of the 2nd Semester, their average GPA improved to 3.3, representing a **10.0% increase**.

Core Grades

Of the 19 students completing the 2nd Semester 180 programming, the following core academic subjects listed below were graded.

Language Arts

Grades were available for the 14 of the 19 students that remained in the Language Arts program, revealing an average starting baseline GPA of 2.98 prior to the training. At the end of the 2nd Semester, their average improved to 3.3, representing a **10.7% increase**.

Mathematics

Grades were available for the 19 students that remained in the Mathematics program, revealing an average starting baseline GPA of 2.63 prior to the training. At the end of the 2nd Semester, their average improved to 2.89, representing a **9.9% increase**.

Social Studies

Grades were available for the 15 of the 19 students that remained in the Social Studies program, revealing an average starting baseline GPA of 3.15 prior to the training. At the end of the 2nd Semester, their average improved to 3.47, representing a **10.2% increase**.

Sciences

Grades were available for the 17 of the 19 students that remained in the Sciences program, revealing an average starting baseline GPA of 3.26 prior to the training. At the end of the 2nd Semester, their average improved to 3.63, representing an **11.3% increase**.

Full Day Unexcused Absences

Full day absences for 19 students that remained in the program were 20 the semester prior to the training compared to 4 during the 2nd Semester, representing an **80.0% decrease**.

Documented Disciplinary Incidents

Combined disciplinary incidents records for 19 students in the program revealed a total of 1 the semester before the training compared to 1 during the 2nd Semester, representing a **0.0% change**.

Personal Development Surveys

Personal Development Surveys rating the students' progress (1-poor, 2 fair, 3 good, 4 excellent, 5 superior) were to be completed by the students, facilitator, teachers and parents, rating the students in the following areas from before to after the training: (1) Attitude, (2) Motivation, (3) Achieving Goals, (4) Organizational Skills, (5) Self Control, (6) Decision Making, (7) Communication Skills, (8) Team Work, (9) Leadership Skills, (10) Citizenship.

The students in the program rated themselves on an average of 4.26 before the training compared to 4.38 at the end of the training period, representing a **2.8% increase**; the facilitator rated the students in the program on an average of 4.19 before the training compared to 4.25 at the end of the training period, representing a **1.5% increase**; the teachers rated the students in the program on an average of 3.94 before the training compared to 4.28 at the end of the training period, representing an **8.5% increase**; and the parents rated the students in the program on an average of 3.81 before the training compared to 4.02 at the end of the training period, representing a **5.5% increase**.

California Middle School in SACRAMENTO, CA; facilitator, Pauline Posadas [ClassID=2007]

At the California Middle School, 23 students enrolled in the 180 Degrees Program and 23 remained active in the program at the end of the 2nd Semester of the 2016-2017 school year.

The average attendance for the 23 students that remained in the program at the end of the 2nd Semester of the 2016-2017 school year was **94.2%**.

GPA's available for the 23 students that remained in the program prior to training was 3.19. At the end of the 2nd Semester, their average GPA improved to 3.54, representing an **11.0% increase**.

Core Grades

Of the 23 students completing the 2nd Semester 180 programming, the following core academic subjects listed below were graded.

Language Arts

Grades were available for the 19 of the 23 students that remained in the Language Arts program, revealing an average starting baseline GPA of 3.38 prior to the training. At the end of the 2nd Semester, their average improved to 3.82, representing a **13.0% increase**.

Mathematics

Grades were available for the 18 of the 23 students that remained in the Mathematics program, revealing an average starting baseline GPA of 3.26 prior to the training. At the end of the 2nd Semester, their average improved to 3.6, representing a **10.4% increase**.

Social Studies

Grades were available for the 18 of the 23 students that remained in the Social Studies program, revealing an average starting baseline GPA of 3.5 prior to the training. At the end of the 2nd Semester, their average improved to 3.96, representing a **13.1% increase**.

Sciences

Grades were available for the 18 of the 23 students that remained in the Sciences program, revealing an average starting baseline GPA of 3.56 prior to the training. At the end of the 2nd Semester, their average improved to 3.94, representing a **10.7% increase**.

Full Day Unexcused Absences

Full day absences for 23 students that remained in the program were 18 the semester prior to the training compared to 1 during the 2nd Semester, representing a **94.4% decrease**.

Documented Disciplinary Incidents

Combined disciplinary incidents records for 23 students in the program revealed a total of 0 the semester before the training compared to 0 during the 2nd Semester, representing a **0.0% change**.

Personal Development Surveys

Personal Development Surveys rating the students' progress (1-poor, 2 fair, 3 good, 4 excellent, 5 superior) were to be completed by the students, facilitator, teachers and parents, rating the students in the following areas from before to after the training: (1) Attitude, (2) Motivation, (3) Achieving Goals, (4) Organizational Skills, (5) Self Control, (6) Decision Making, (7) Communication Skills, (8) Team Work, (9) Leadership Skills, (10) Citizenship.

The students in the program rated themselves on an average of 4.6 before the training compared to 4.02 at the end of the training period, representing a **12.7% decrease**; the facilitator rated the students in the program on an average of 3.84 before the training compared to 4.43 at the end of the training period, representing a **15.4% increase**; the teachers rated the students in the program on an average of 3.42 before the training compared to 4.84 at the end of the training period, representing a **41.6% increase**; and the parents rated the students in the program on an average of 4.23 before the training compared to 4.68 at the end of the training period, representing a **10.5% increase**.

Fern Bacon Middle School in SACRAMENTO, CA; facilitator, Michelle Tran
[ClassID=2016]

At the Fern Bacon Middle School, 20 students enrolled in the 180 Degrees Program and 20 remained active in the program at the end of the 2nd Semester of the 2016-2017 school year.

The average attendance for the 20 students that remained in the program at the end of the 2nd Semester of the 2016-2017 school year was **87.0%**.

GPA's available for the 20 students that remained in the program prior to training was 2.92. At the end of the 2nd Semester, their average GPA improved to 3.23, representing a **10.6% increase**.

Core Grades

Of the 20 students completing the 2nd Semester 180 programming, the following core academic subjects listed below were graded.

Language Arts

Grades were available for the 16 of the 20 students that remained in the Language Arts program, revealing an average starting baseline GPA of 3 prior to the training. At the end of the 2nd Semester, their average improved to 3.34, representing an **11.3% increase**.

Mathematics

Grades were available for the 14 of the 20 students that remained in the Mathematics program, revealing an average starting baseline GPA of 2.5 prior to the training. At the end of the 2nd Semester, their average improved to 2.96, representing an **18.4% increase**.

Social Studies

Grades were available for the 16 of the 20 students that remained in the Social Studies program, revealing an average starting baseline GPA of 3 prior to the training. At the end of the 2nd Semester, their average improved to 3.53, representing a **17.7% increase**.

Sciences

Grades were available for the 14 of the 20 students that remained in the Sciences program, revealing an average starting baseline GPA of 3.16 prior to the training. At the end of the 2nd Semester, their average improved to 3.54, representing a **12.0% increase**.

Full Day Unexcused Absences

Full day absences for 20 students that remained in the program were 26 the semester prior to the training compared to 5 during the 2nd Semester, representing an **80.8% decrease**.

Documented Disciplinary Incidents

Combined disciplinary incidents records for 20 students in the program revealed a total of 2 the semester before the training compared to 3 during the 2nd Semester, representing a **50.0% increase**.

Personal Development Surveys

Personal Development Surveys rating the students' progress (1-poor, 2 fair, 3 good, 4 excellent, 5 superior) were to be completed by the students, facilitator, teachers and parents, rating the students in the following areas from before to after the training: (1) Attitude, (2) Motivation, (3) Achieving Goals, (4) Organizational Skills, (5) Self Control, (6) Decision Making, (7) Communication Skills, (8) Team Work, (9) Leadership Skills, (10) Citizenship.

The students in the program rated themselves on an average of 1.94 before the training compared to 3.18 at the end of the training period, representing a **63.7% increase**; the facilitator rated the students in the program on an average of 4.24 before the training compared to 4.38 at the end of the training period, representing a **3.5% increase**; the teachers rated the students in the program on an average of 2.42 before the training compared to 3.38 at the end of the training period, representing a **39.8% increase**; and the parents rated the students in the program on an average of 2.28 before the training compared to 3.4 at the end of the training period, representing a **49.2% increase**.

Fern Bacon Middle School in SACRAMENTO, CA; facilitator, Michelle Tran [ClassID=2017]

At the Fern Bacon Middle School, 17 students enrolled in the 180 Degrees Program and 17 remained active in the program at the end of the 2nd Semester of the 2016-2017 school year.

The average attendance for the 17 students that remained in the program at the end of the 2nd Semester of the 2016-2017 school year was **88.3%**.

GPA's available for the 17 students that remained in the program prior to training was 2.98. At the end of the 2nd Semester, their average GPA improved to 3.31, representing an **11.1% increase**.

Core Grades

Of the 17 students completing the 2nd Semester 180 programming, the following core academic subjects listed below were graded.

Language Arts

Grades were available for the 15 of the 17 students that remained in the Language Arts program, revealing an average starting baseline GPA of 2.93 prior to the training. At the end of the 2nd Semester, their average improved to 3.37, representing a **15.0% increase**.

Mathematics

Grades were available for the 15 of the 17 students that remained in the Mathematics program, revealing an average starting baseline GPA of 3 prior to the training. At the end of the 2nd Semester, their average improved to 3.4, representing a **13.3% increase**.

Social Studies

Grades were available for the 13 of the 17 students that remained in the Social Studies program, revealing an average starting baseline GPA of 3 prior to the training. At the end of the 2nd Semester, their average improved to 3.46, representing a **15.3% increase**.

Sciences

Grades were available for the 8 of the 17 students that remained in the Sciences program, revealing an average starting baseline GPA of 3 prior to the training. At the end of the 2nd Semester, their average improved to 3.5, representing a **16.7% increase**.

Full Day Unexcused Absences

Full day absences for 17 students that remained in the program were 16 the semester prior to the training compared to 6 during the 2nd Semester, representing a **62.5% decrease**.

Documented Disciplinary Incidents

Combined disciplinary incidents records for 17 students in the program revealed a total of 0 the semester before the training compared to 0 during the 2nd Semester, representing a **0.0% change**.

Personal Development Surveys

Personal Development Surveys rating the students' progress (1-poor, 2 fair, 3 good, 4 excellent, 5 superior) were to be completed by the students, facilitator, teachers and parents, rating the students in the following areas from before to after the training: (1) Attitude, (2) Motivation, (3) Achieving Goals, (4) Organizational Skills, (5) Self Control, (6) Decision Making, (7) Communication Skills, (8) Team Work, (9) Leadership Skills, (10) Citizenship.

The students in the program rated themselves on an average of 2.73 before the training compared to 2.82 at the end of the training period, representing a **3.5% increase**; the facilitator rated the students in the program on an average of 4.28 before the training compared to 4.74 at the end of the training period, representing a **10.9% increase**; the teachers rated the students in the program on an average of 2.76 before the training compared to 3.29 at the end of the training period, representing a **19.3% increase**; and the parents rated the students in the program on an average of 2.67 before the training compared to 3.3 at the end of the training period, representing a **23.7% increase**.

Hiram Johnson High School in SACRAMENTO, CA; facilitator, Emily Belko
[ClassID=1994]

At the Hiram Johnson High School, 21 students enrolled in the 180 Degrees Program and 21 remained active in the program at the end of the 2nd Semester of the 2016-2017 school year.

The average attendance for the 21 students that remained in the program at the end of the 2nd Semester of the 2016-2017 school year was **63.9%**.

GPA's available for the 21 students that remained in the program prior to training was 2.82. At the end of the 2nd Semester, their average GPA improved to 3.13, representing an **11.0% increase**.

Core Grades

Of the 21 students completing the 2nd Semester 180 programming, the following core academic subjects listed below were graded.

Language Arts

Grades were available for the 19 of the 21 students that remained in the Language Arts program, revealing an average starting baseline GPA of 2.74 prior to the training. At the end of the 2nd Semester, their average improved to 3.32, representing a **21.2% increase**.

Mathematics

Grades were available for the 17 of the 21 students that remained in the Mathematics program, revealing an average starting baseline GPA of 2.53 prior to the training. At the end of the 2nd Semester, their average improved to 3.06, representing a **20.9% increase**.

Social Studies

Grades were available for the 16 of the 21 students that remained in the Social Studies program, revealing an average starting baseline GPA of 2.62 prior to the training. At the end of the 2nd Semester, their average improved to 3.06, representing a **16.8% increase**.

Sciences

Grades were available for the 13 of the 21 students that remained in the Sciences program, revealing an average starting baseline GPA of 3.08 prior to the training. At the end of the 2nd Semester, their average improved to 3.69, representing a **19.8% increase**.

Full Day Unexcused Absences

Full day absences for 21 students that remained in the program were 53 the semester prior to the training compared to 8 during the 2nd Semester, representing an **84.9% decrease**.

Documented Disciplinary Incidents

Combined disciplinary incidents records for 21 students in the program revealed a total of 3 the semester before the training compared to 2 during the 2nd Semester, representing a **33.3% decrease**.

Personal Development Surveys

Personal Development Surveys rating the students' progress (1-poor, 2 fair, 3 good, 4 excellent, 5 superior) were to be completed by the students, facilitator, teachers and parents, rating the students in the following areas from before to after the training: (1) Attitude, (2) Motivation, (3) Achieving Goals, (4) Organizational Skills, (5) Self Control, (6) Decision Making, (7) Communication Skills, (8) Team Work, (9) Leadership Skills, (10) Citizenship.

The students in the program rated themselves on an average of 2.91 before the training compared to 3.64 at the end of the training period, representing a **24.8% increase**; the facilitator rated the students in the program on an average of 2.55 before the training compared to 3.37 at the end of the training period, representing a **31.9% increase**; the teachers rated the students in the program on an average of 3.12 before the training compared to 3.57 at the end of the training period, representing a **14.5% increase**; and the parents rated the students in the program on an average of 3.22 before the training compared to 3.71 at the end of the training period, representing a **15.1% increase**.

John F. Kennedy High School in SACRAMENTO, CA; facilitator, Chandler Cooper [ClassID=1993]

At the John F. Kennedy High School, 20 students enrolled in the 180 Degrees Program and 20 remained active in the program at the end of the 2nd Semester of the 2016-2017 school year.

The average attendance for the 20 students that remained in the program at the end of the 2nd Semester of the 2016-2017 school year was **78.1%**.

GPA's available for the 20 students that remained in the program prior to training was 2.14. At the end of the 2nd Semester, their average GPA improved to 2.57, representing a **20.1% increase**.

Core Grades

Of the 20 students completing the 2nd Semester 180 programming, the following core academic subjects listed below were graded.

Language Arts

Grades were available for the 17 of the 20 students that remained in the Language Arts program, revealing an average starting baseline GPA of 2 prior to the training. At the end of the 2nd Semester, their average improved to 2.62, representing a **31.0% increase**.

Mathematics

Grades were available for the 12 of the 20 students that remained in the Mathematics program, revealing an average starting baseline GPA of 2 prior to the training. At the end of the 2nd Semester, their average improved to 2.79, representing a **39.5% increase**.

Social Studies

Grades were available for the 18 of the 20 students that remained in the Social Studies program, revealing an average starting baseline GPA of 1.83 prior to the training. At the end of the 2nd Semester, their average improved to 2.53, representing a **38.3% increase**.

Sciences

Grades were available for the 15 of the 20 students that remained in the Sciences program, revealing an average starting baseline GPA of 2.4 prior to the training. At the end of the 2nd Semester, their average improved to 2.8, representing a **16.7% increase**.

Full Day Unexcused Absences

Full day absences for 20 students that remained in the program were 25 the semester prior to the training compared to 1 during the 2nd Semester, representing a **96.0% decrease**.

Documented Disciplinary Incidents

Combined disciplinary incidents records for 20 students in the program revealed a total of 43 the semester before the training compared to 17 during the 2nd Semester, representing a **60.5% decrease**.

Personal Development Surveys

Personal Development Surveys rating the students' progress (1-poor, 2 fair, 3 good, 4 excellent, 5 superior) were to be completed by the students, facilitator, teachers and parents, rating the students in the following areas from before to after the training: (1) Attitude, (2) Motivation, (3) Achieving Goals, (4) Organizational Skills, (5) Self Control, (6) Decision Making, (7) Communication Skills, (8) Team Work, (9) Leadership Skills, (10) Citizenship.

The students in the program rated themselves on an average of 2.28 before the training compared to 3.74 at the end of the training period, representing a **64.2% increase**; the facilitator rated the students in the program on an average of 2.28 before the training compared to 3.5 at the end of the training period, representing a **53% increase**; the teachers rated the students in the program on an average of 2.22 before the training compared to 3.54 at the end of the training period, representing a **59.5% increase**; and the parents rated the students in the program on an average of 2.38 before the training compared to 3.55 at the end of the training period, representing a **48.9% increase**.

John Still K-8 School in SACRAMENTO, CA; facilitator, Matthew Urner [ClassID=2018]

At the John Still K-8 School, 20 students enrolled in the 180 Degrees Program and 20 remained active in the program at the end of the 2nd Semester of the 2016-2017 school year.

The average attendance for the 20 students that remained in the program at the end of the 2nd Semester of the 2016-2017 school year was **85.9%**.

GPA's available for the 20 students that remained in the program prior to training was 2.6. At the end of the 2nd Semester, their average GPA improved to 2.8, representing a **7.7% increase**.

Core Grades

Of the 20 students completing the 2nd Semester 180 programming, the following core academic subjects listed below were graded.

Language Arts

Grades were available for the 20 students that remained in the Language Arts program, revealing an average starting baseline GPA of 2.99 prior to the training. At the end of the 2nd Semester, their average improved to 3.06, representing a **2.3% increase**.

Mathematics

Grades were available for the 20 students that remained in the Mathematics program, revealing an average starting baseline GPA of 1.99 prior to the training. At the end of the 2nd Semester, their average improved to 2.29, representing a **15.1% increase**.

Social Studies

Grades were available for the 3 of the 20 students that remained in the Social Studies program, revealing an average starting baseline GPA of 2.25 prior to the training. At the end of the 2nd Semester, their average improved to 4.08, representing an **81.3% increase**.

Sciences

Grades were available for the 20 students that remained in the Sciences program, revealing an average starting baseline GPA of 2.41 prior to the training. At the end of the 2nd Semester, their average improved to 2.75, representing a **14.1% increase**.

Full Day Unexcused Absences

Full day absences for 20 students that remained in the program were 16 the semester prior to the training compared to 0 during the 2nd Semester, representing a **100.0% decrease**.

Documented Disciplinary Incidents

Combined disciplinary incidents records for 20 students in the program revealed a total of 5 the semester before the training compared to 0 during the 2nd Semester, representing a **100.0% decrease**.

Personal Development Surveys

Personal Development Surveys rating the students' progress (1-poor, 2 fair, 3 good, 4 excellent, 5 superior) were to be completed by the students, facilitator, teachers and parents, rating the students in the following areas from before to after the training: (1) Attitude, (2) Motivation, (3) Achieving Goals, (4) Organizational Skills, (5) Self Control, (6) Decision Making, (7) Communication Skills, (8) Team Work, (9) Leadership Skills, (10) Citizenship.

The students in the program rated themselves on an average of 1.76 before the training compared to 3.76 at the end of the training period, representing a **114.5% increase**; the facilitator rated the students in the program on an average of 1.57 before the training compared to 3.72 at the end of the training period, representing a **136.9% increase**; the teachers rated the students in the program on an average of 1.78 before the training compared to 3.78 at the end of the training period, representing a **113% increase**; and the parents rated the students in the program on an average of 1.8 before the training compared to 3.84 at the end of the training period, representing a **113.1% increase**.

Luther Burbank High School in SACRAMENTO, CA; facilitator, Linda Vongthongkham [ClassID=2023]

At the Luther Burbank High School, 18 students enrolled in the 180 Degrees Program and 18 remained active in the program at the end of the 2nd Semester of the 2016-2017 school year.

The average attendance for the 18 students that remained in the program at the end of the 2nd Semester of the 2016-2017 school year was **73.9%**.

GPA's available for the 18 students that remained in the program prior to training was 2.59. At the end of the 2nd Semester, their average GPA improved to 2.94, representing a **13.5% increase**.

Core Grades

Of the 18 students completing the 2nd Semester 180 programming, the following core academic subjects listed below were graded.

Language Arts

Grades were available for the 16 of the 18 students that remained in the Language Arts program, revealing an average starting baseline GPA of 2.88 prior to the training. At the end of the 2nd Semester, their average improved to 3.22, representing an **11.8% increase**.

Mathematics

Grades were available for the 6 of the 18 students that remained in the Mathematics program, revealing an average starting baseline GPA of 2.5 prior to the training. At the end of the 2nd Semester, their average improved to 2.67, representing a **6.8% increase**.

Social Studies

Grades were available for the 13 of the 18 students that remained in the Social Studies program, revealing an average starting baseline GPA of 2.54 prior to the training. At the end of the 2nd Semester, their average improved to 3.23, representing a **27.2% increase**.

Sciences

Grades were available for the 7 of the 18 students that remained in the Sciences program, revealing an average starting baseline GPA of 3.29 prior to the training. At the end of the 2nd Semester, their average improved to 3.57, representing an **8.5% increase**.

Full Day Unexcused Absences

Full day absences for 18 students that remained in the program were 73 the semester prior to the training compared to 15 during the 2nd Semester, representing a **79.5% decrease**.

Documented Disciplinary Incidents

Combined disciplinary incidents records for 18 students in the program revealed a total of 14 the semester before the training compared to 10 during the 2nd Semester, representing a **28.6% decrease**.

Personal Development Surveys

Personal Development Surveys rating the students' progress (1-poor, 2 fair, 3 good, 4 excellent, 5 superior) were to be completed by the students, facilitator, teachers and parents, rating the students in the following areas from before to after the training: (1) Attitude, (2) Motivation, (3) Achieving Goals, (4) Organizational Skills, (5) Self Control, (6) Decision Making, (7) Communication Skills, (8) Team Work, (9) Leadership Skills, (10) Citizenship.

The students in the program rated themselves on an average of 3.66 before the training compared to 3.8 at the end of the training period, representing a **4% increase**; the facilitator rated the students in the program on an average of 3.04 before the training compared to 3.18 at the end of the training period, representing a **4.4% increase**; the teachers rated the students in the program on an average of 3.24 before the training compared to 3.43 at the end of the training period, representing a **6% increase**; and the parents rated the students in the program on an average of 2.55 before the training compared to 3.36 at the end of the training period, representing a **31.6% increase**.

Martin Luther King Jr. K-8 School in SACRAMENTO, CA; facilitator, Gionovan Bean [ClassID=1985]

At the Martin Luther King Jr. K-8 School, 21 students enrolled in the 180 Degrees Program and 21 remained active in the program at the end of the 2nd Semester of the 2016-2017 school year.

The average attendance for the 21 students that remained in the program at the end of the 2nd Semester of the 2016-2017 school year was **81.5%**.

GPA's available for the 21 students that remained in the program prior to training was 2.64. At the end of the 2nd Semester, their average GPA improved to 2.95, representing an **11.7% increase**.

Core Grades

Of the 21 students completing the 2nd Semester 180 programming, the following core academic subjects listed below were graded.

Language Arts

Grades were available for the 21 students that remained in the Language Arts program, revealing an average starting baseline GPA of 2.74 prior to the training. At the end of the 2nd Semester, their average improved to 2.94, representing a **7.3% increase**.

Mathematics

Grades were available for the 21 students that remained in the Mathematics program, revealing an average starting baseline GPA of 1.83 prior to the training. At the end of the 2nd Semester, their average improved to 2.69, representing a **47.0% increase**.

Social Studies

Grades were available for the 7 of the 21 students that remained in the Social Studies program, revealing an average starting baseline GPA of 3 prior to the training. At the end of the 2nd Semester, their average improved to 3.18, representing a **6.0% increase**.

Sciences

Grades were available for the 20 of the 21 students that remained in the Sciences program, revealing an average starting baseline GPA of 2.09 prior to the training. At the end of the 2nd Semester, their average improved to 2.98, representing a **42.6% increase**.

Full Day Unexcused Absences

Full day absences for 21 students that remained in the program were 35 the semester prior to the training compared to 1 during the 2nd Semester, representing a **97.1% decrease**.

Documented Disciplinary Incidents

Combined disciplinary incidents records for 21 students in the program revealed a total of 0 the semester before the training compared to 0 during the 2nd Semester, representing a **0.0% change**.

Personal Development Surveys

Personal Development Surveys rating the students' progress (1-poor, 2 fair, 3 good, 4 excellent, 5 superior) were to be completed by the students, facilitator, teachers and parents, rating the students in the following areas from before to after the training: (1) Attitude, (2) Motivation, (3) Achieving Goals, (4) Organizational Skills, (5) Self Control, (6) Decision Making, (7) Communication Skills, (8) Team Work, (9) Leadership Skills, (10) Citizenship.

The students in the program rated themselves on an average of 3.63 before the training compared to 3.96 at the end of the training period, representing a **9.1% increase**; the facilitator rated the students in the program on an average of 3.5 before the training compared to 4.26 at the end of the training period, representing a **21.8% increase**; the teachers rated the students in the program on an average of 3.3 before the training compared to 3.89 at the end of the training period, representing a **17.7% increase**; and the parents rated the students in the program on an average of 3.38 before the training compared to 3.6 at the end of the training period, representing a **6.5% increase**.

Rosemont High School in SACRAMENTO, CA; facilitator, Brandon Alvarez
[ClassID=1982]

At the Rosemont High School, 20 students enrolled in the 180 Degrees Program and 20 remained active in the program at the end of the 2nd Semester of the 2016-2017 school year.

The average attendance for the 20 students that remained in the program at the end of the 2nd Semester of the 2016-2017 school year was **100.0%**.

GPA's available for the 20 students that remained in the program prior to training was 1.95. At the end of the 2nd Semester, their average GPA improved to 2.27, representing a **16.4% increase**.

Core Grades

Of the 20 students completing the 2nd Semester 180 programming, the following core academic subjects listed below were graded.

Language Arts

Grades were available for the 9 of the 20 students that remained in the Language Arts program, revealing an average starting baseline GPA of 1.44 prior to the training. At the end of the 2nd Semester, their average improved to 1.83, representing a **27.1% increase**.

Mathematics

Grades were available for the 12 of the 20 students that remained in the Mathematics program, revealing an average starting baseline GPA of 2.42 prior to the training. At the end of the 2nd Semester, their average improved to 2.79, representing a **15.3% increase**.

Social Studies

Grades were available for the 14 of the 20 students that remained in the Social Studies program, revealing an average starting baseline GPA of 2.36 prior to the training. At the end of the 2nd Semester, their average improved to 3.04, representing a **28.8% increase**.

Sciences

Grades were available for the 14 of the 20 students that remained in the Sciences program, revealing an average starting baseline GPA of 1.79 prior to the training. At the end of the 2nd Semester, their average improved to 2.29, representing a **27.9% increase**.

Full Day Unexcused Absences

Full day absences for 20 students that remained in the program were 45 the semester prior to the training compared to 2 during the 2nd Semester, representing a **95.6% decrease**.

Documented Disciplinary Incidents

Combined disciplinary incidents records for 20 students in the program revealed a total of 41 the semester before the training compared to 26 during the 2nd Semester, representing a **36.6% decrease**.

Personal Development Surveys

Personal Development Surveys rating the students' progress (1-poor, 2 fair, 3 good, 4 excellent, 5 superior) were to be completed by the students, facilitator, teachers and parents, rating the students in the following areas from before to after the training: (1) Attitude, (2) Motivation, (3) Achieving Goals, (4) Organizational Skills, (5) Self Control, (6) Decision Making, (7) Communication Skills, (8) Team Work, (9) Leadership Skills, (10) Citizenship.

The students in the program rated themselves on an average of 2 before the training compared to 5 at the end of the training period, representing a **150% increase**; the facilitator rated the students in the program on an average of 2 before the training compared to 5 at the end of the training period, representing a **150% increase**; the teachers rated the students in the program on an average of 2 before the training compared to 5 at the end of the training period, representing a **150% increase**; and the parents rated the students in the program on an average of 2 before the training compared to 5 at the end of the training period, representing a **150% increase**.

Will C. Wood Middle School in SACRAMENTO, CA; facilitator, Ulysses Sandoval [ClassID=2004]

At the Will C. Wood Middle School, 16 students enrolled in the 180 Degrees Program and 16 remained active in the program at the end of the 2nd Semester of the 2016-2017 school year.

The average attendance for the 16 students that remained in the program at the end of the 2nd Semester of the 2016-2017 school year was **93.8%**.

GPA's available for the 16 students that remained in the program prior to training was 3.4. At the end of the 2nd Semester, their average GPA improved to 3.62, representing a **6.5% increase**.

Core Grades

Of the 16 students completing the 2nd Semester 180 programming, the following core academic subjects listed below were graded.

Language Arts

Grades were available for the 13 of the 16 students that remained in the Language Arts program, revealing an average starting baseline GPA of 3.23 prior to the training. At the end of the 2nd Semester, their average improved to 3.87, representing a **19.8% increase**.

Mathematics

Grades were available for the 16 students that remained in the Mathematics program, revealing an average starting baseline GPA of 3.44 prior to the training. At the end of the 2nd Semester, their average improved to 3.72, representing an **8.1% increase**.

Social Studies

Grades were available for the 15 of the 16 students that remained in the Social Studies program, revealing an average starting baseline GPA of 3.17 prior to the training. At the end of the 2nd Semester, their average improved to 3.67, representing a **15.8% increase**.

Sciences

Grades were available for the 14 of the 16 students that remained in the Sciences program, revealing an average starting baseline GPA of 3.82 prior to the training. At the end of the 2nd Semester, their average improved to 4.18, representing a **9.4% increase**.

Full Day Unexcused Absences

Full day absences for 16 students that remained in the program were 11 the semester prior to the training compared to 1 during the 2nd Semester, representing a **90.9% decrease**.

Documented Disciplinary Incidents

Combined disciplinary incidents records for 16 students in the program revealed a total of 0 the semester before the training compared to 0 during the 2nd Semester, representing a **0.0% change**.

Personal Development Surveys

Personal Development Surveys rating the students' progress (1-poor, 2 fair, 3 good, 4 excellent, 5 superior) were to be completed by the students, facilitator, teachers and parents, rating the students in the following areas from before to after the training: (1) Attitude, (2) Motivation, (3) Achieving Goals, (4) Organizational Skills, (5) Self Control, (6) Decision Making, (7) Communication Skills, (8) Team Work, (9) Leadership Skills, (10) Citizenship.

The students in the program rated themselves on an average of 4.35 before the training compared to 4.17 at the end of the training period, representing a **4.1% decrease**; the facilitator rated the students in the program on an average of 4.41 before the training compared to 4.81 at the end of the training period, representing a **9.1% increase**; the teachers rated the students in the program on an average of 4.02 before the training compared to 4.11 at the end of the

training period, representing a **2.2% increase**; and the parents rated the students in the program on an average of 3.67 before the training compared to 4.09 at the end of the training period, representing an **11.5% increase**.

Will C. Wood Middle School in SACRAMENTO, CA; facilitator, Ulysses Sandoval
[ClassID=2005]

At the Will C. Wood Middle School, 21 students enrolled in the 180 Degrees Program and 21 remained active in the program at the end of the 2nd Semester of the 2016-2017 school year.

The average attendance for the 21 students that remained in the program at the end of the 2nd Semester of the 2016-2017 school year was **91.8%**.

GPA's available for the 21 students that remained in the program prior to training was 3.26. At the end of the 2nd Semester, their average GPA improved to 3.55, representing an **8.9% increase**.

Core Grades

Of the 21 students completing the 2nd Semester 180 programming, the following core academic subjects listed below were graded.

Language Arts

Grades were available for the 19 of the 21 students that remained in the Language Arts program, revealing an average starting baseline GPA of 3.12 prior to the training. At the end of the 2nd Semester, their average improved to 3.75, representing a **20.2% increase**.

Mathematics

Grades were available for the 18 of the 21 students that remained in the Mathematics program, revealing an average starting baseline GPA of 3.46 prior to the training. At the end of the 2nd Semester, their average improved to 3.81, representing a **10.1% increase**.

Social Studies

Grades were available for the 19 of the 21 students that remained in the Social Studies program, revealing an average starting baseline GPA of 3.18 prior to the training. At the end of the 2nd Semester, their average improved to 3.46, representing an **8.8% increase**.

Sciences

Grades were available for the 16 of the 21 students that remained in the Sciences program, revealing an average starting baseline GPA of 3.34 prior to the training. At the end of the 2nd Semester, their average improved to 3.77, representing a **12.9% increase**.

Full Day Unexcused Absences

Full day absences for 21 students that remained in the program were 20 the semester prior to the training compared to 2 during the 2nd Semester, representing a **90.0% decrease**.

Documented Disciplinary Incidents

Combined disciplinary incidents records for 21 students in the program revealed a total of 0 the semester before the training compared to 0 during the 2nd Semester, representing a **0.0% change**.

Personal Development Surveys

Personal Development Surveys rating the students' progress (1-poor, 2 fair, 3 good, 4 excellent, 5 superior) were to be completed by the students, facilitator, teachers and parents, rating the students in the following areas from before to after the training: (1) Attitude, (2) Motivation, (3) Achieving Goals, (4) Organizational Skills, (5) Self Control, (6) Decision Making, (7) Communication Skills, (8) Team Work, (9) Leadership Skills, (10) Citizenship.

The students in the program rated themselves on an average of 4.14 before the training compared to 4.2 at the end of the training period, representing a **1.5% increase**; the facilitator rated the students in the program on an average of 4.57 before the training compared to 4.87 at the end of the training period, representing a **6.7% increase**; the teachers rated the students in the program on an average of 4 before the training compared to 4.27 at the end of the training period, representing a **6.9% increase**; and the parents rated the students in the program on an average of 3.92 before the training compared to 4.21 at the end of the training period, representing a **7.3% increase**.